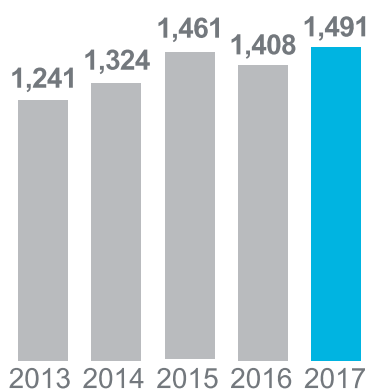


Financial development in 2017

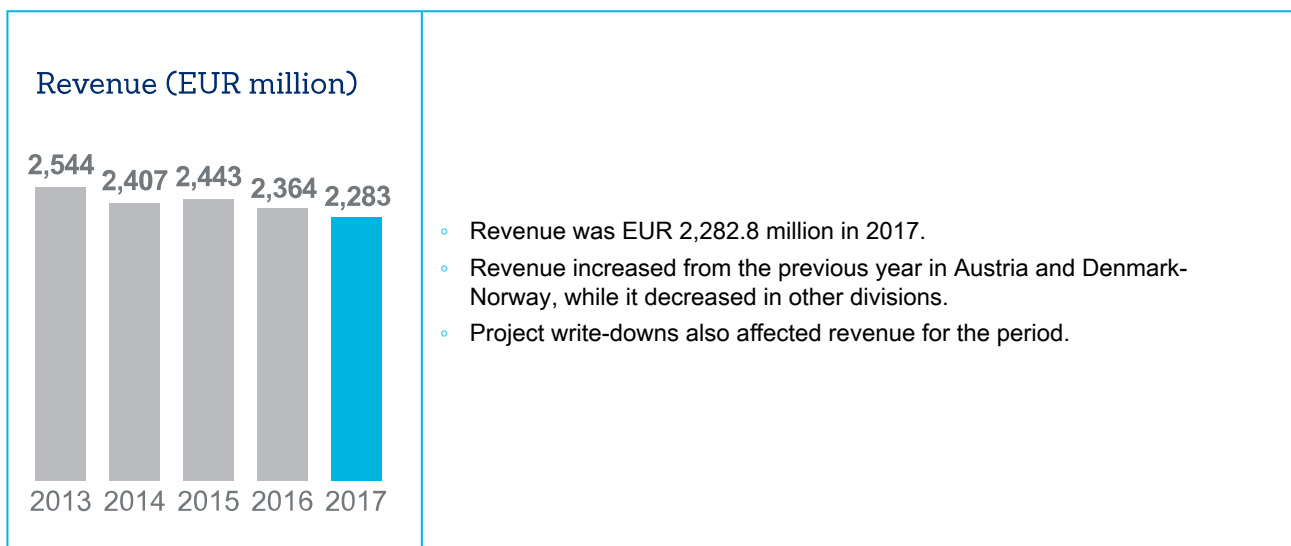
Key figures

EUR million	2017	2016	Change
Order backlog	1,491.0	1,408.1	5.9%
Revenue	2,282.8	2,364.1	-3.4%
EBITDA excluding restructuring costs	18.3	15.6	17.5%
EBITDA margin excluding restructuring costs, %	0.8	0.7	
EBITDA	11.0	-11.4	
EBITDA margin, %	0.5	-0.5	
Operating profit	-19.3	-40.8	52.7%
Operating profit margin, %	-0.8	-1.7	
Result for the period	-20.9	-31.7	34.2%
Earnings per share, undiluted, EUR	-0.19	-0.25	25.3%
Free cash flow	-8.5	-72.1	88.2%
Working capital	6.1	-2.6	
Interest-bearing net debt	64.0	145.5	-56.0%
Gearing, %	24.4	78.7	
Personnel, end of period	16,216	16,913	-4.1%

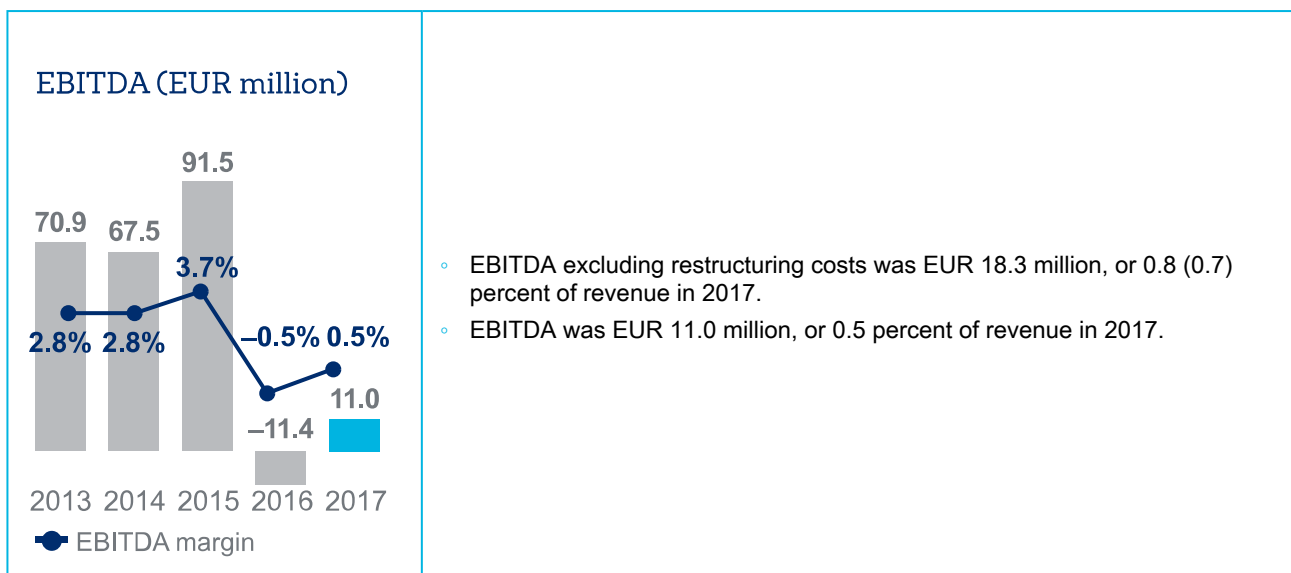
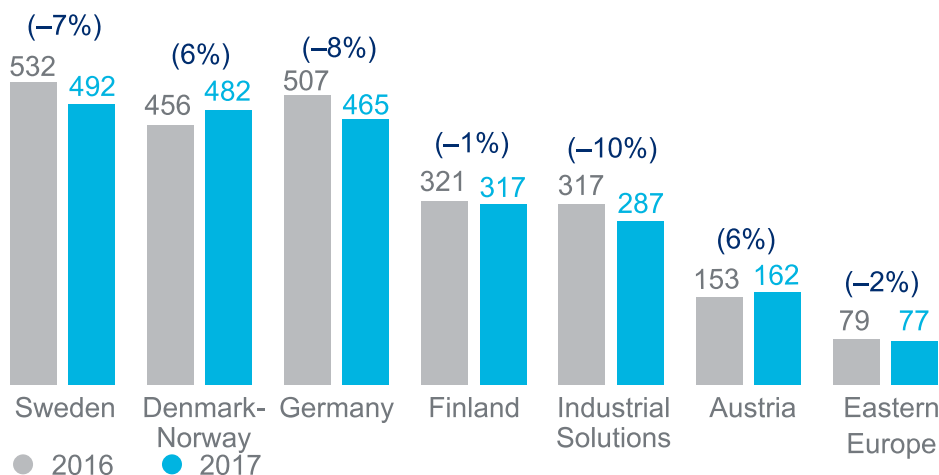
Order backlog
(EUR million)



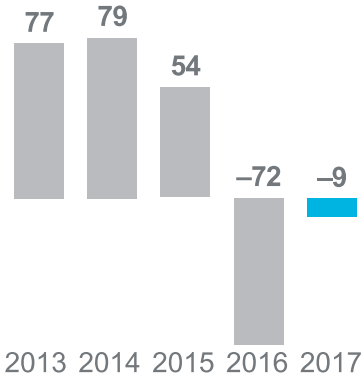
- Order backlog amounted to EUR 1,491.0 million at the end of December, up by 5.9 percent from the end of the previous year.
- Caverion continued to focus on the tendering process with a target to uplift the project margin in new project business orders.



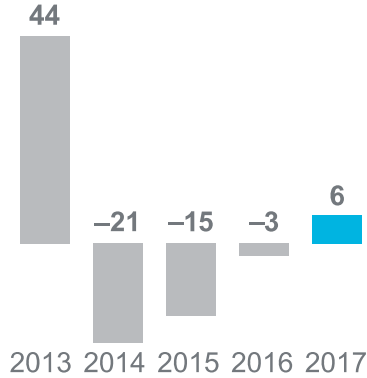
Revenue breakdown by division (EUR million)



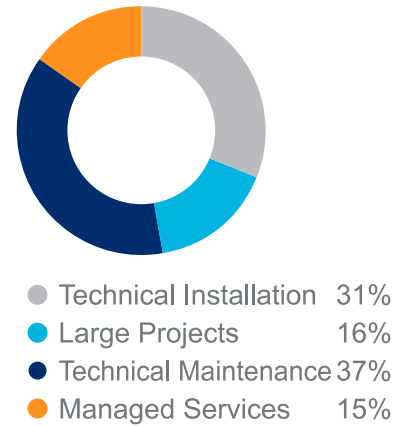
Free cash flow (EUR million)



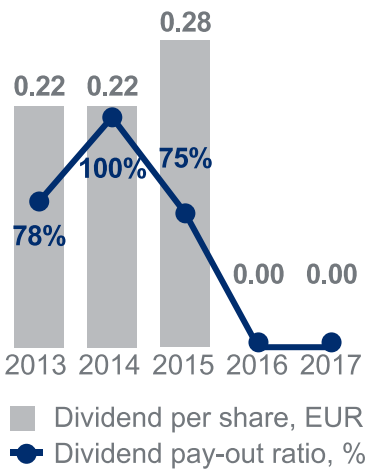
Working capital (EUR million)



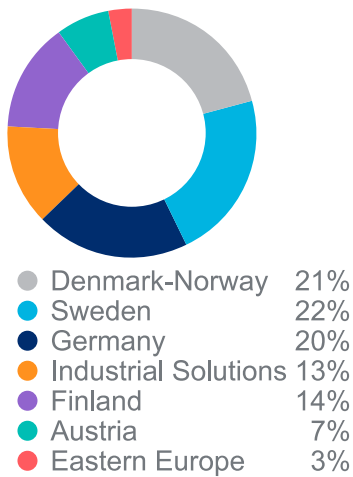
Revenue by business area, % of revenue 2017



Dividend payout



Revenue by division, % of revenue 2017



Personnel by division at the end of 2017

